

STAT 8020 R Lab 23: Spatial Interpolation

Whitney

November 30, 2020

Contents

Rainfall Data from Parana State, Brazil	1
Loading and summarizing the data	1
Variogram Analysis	4
Parameter Estimation	6
MLE	7
Spatial Prediction	8
Conditional Simulations	11

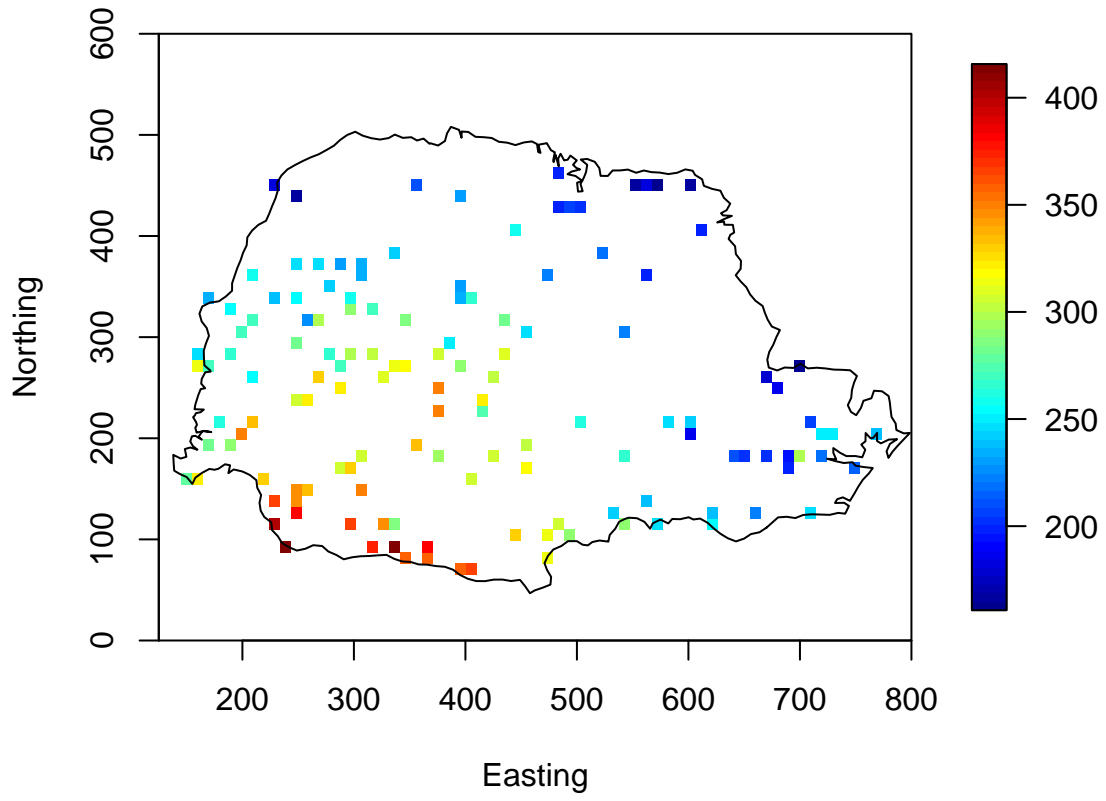
Rainfall Data from Parana State, Brazil

Loading and summarizing the data

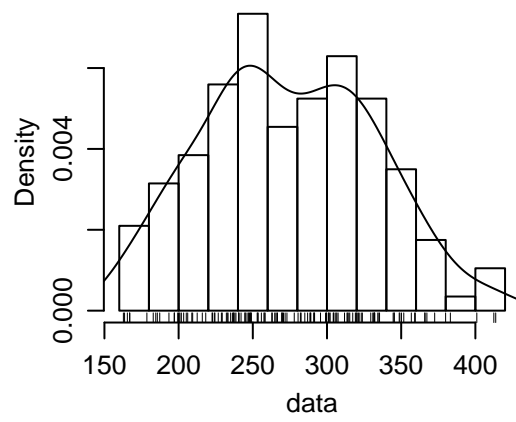
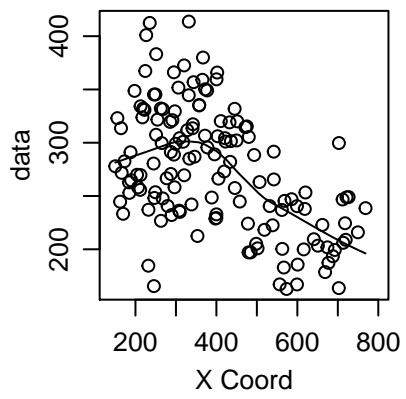
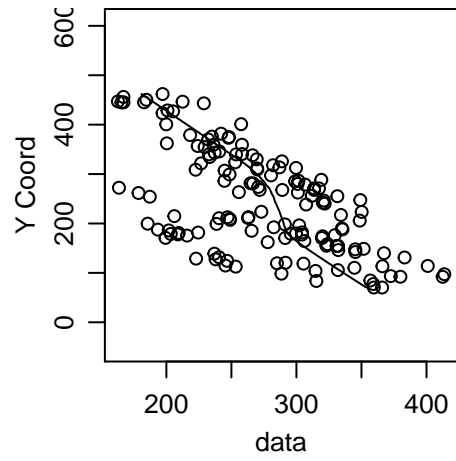
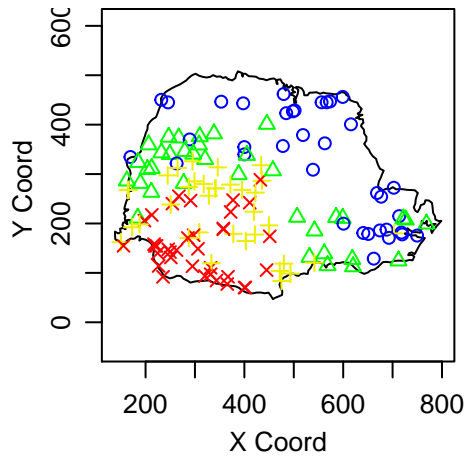
```
library(geoR)
data(parana)
summary(parana)
```

```
## Number of data points: 143
##
## Coordinates summary
##      east    north
## min 150.1220  70.3600
## max 768.5087 461.9681
##
## Distance summary
##      min      max
##  1.0000 619.4925
##
## Borders summary
##      east    north
## min 137.9873  46.7695
## max 798.6256 507.9295
##
## Data summary
##      Min.  1st Qu.  Median    Mean 3rd Qu.    Max.
## 162.7700 234.1900 269.9200 274.4106 318.2300 413.7000
##
## Other elements in the geodata object
## [1] "loci.paper"
```

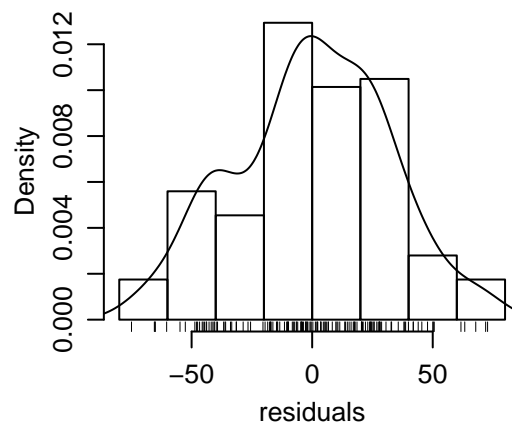
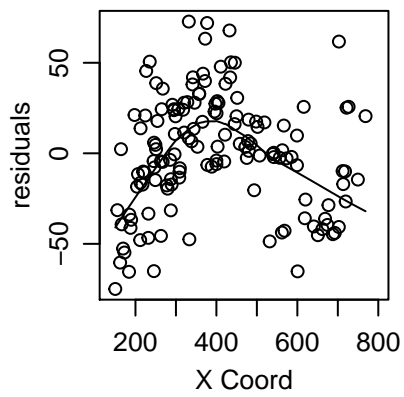
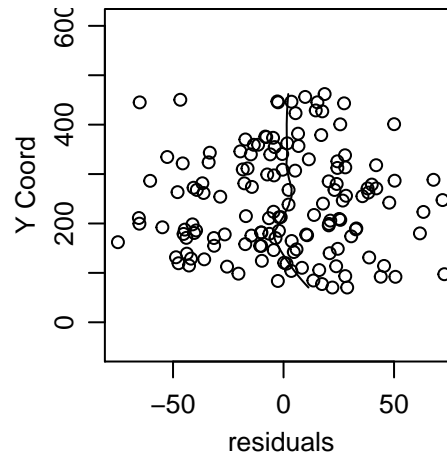
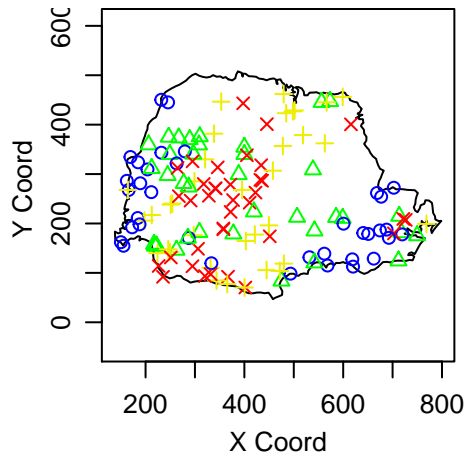
```
library(fields)
quilt.plot(parana$coords, parana$data, ny = 36, ylim = c(0, 600),
           xlim = c(125, 800), xlab = "Easting", ylab = "Northing")
lines(parana$borders)
```



```
plot(parana, lowess = TRUE)
```



```
plot(parana, trend = "1st", lowess = TRUE)
```

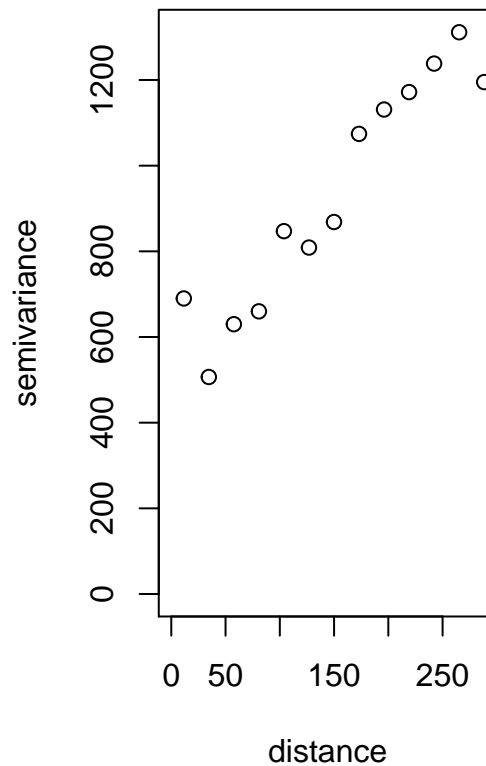
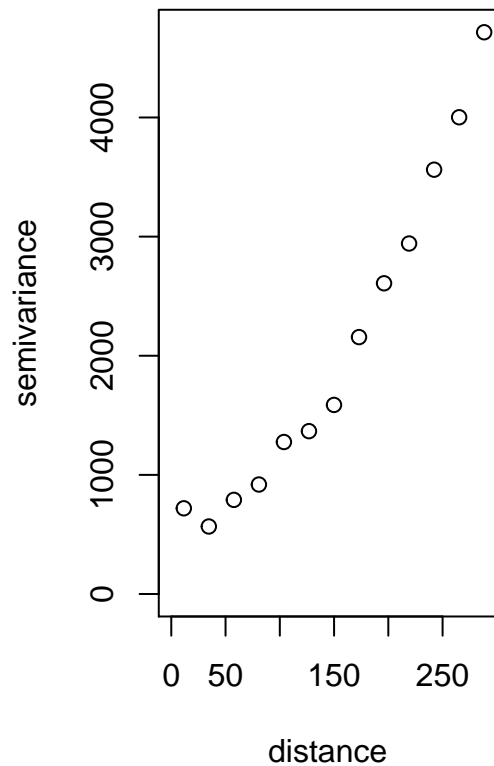


Variogram Analysis

```
par(mfrow = c(1, 2))
parana.vario <- variog(parana, max.dist = 300, cex = 0.5)

## variog: computing omnidirectional variogram
plot(parana.vario)
parana.variot <- variog(parana, trend = "1st", max.dist = 300)

## variog: computing omnidirectional variogram
plot(parana.variot)
```



```
parana.v <- variog(parana, max.dist = 300)
```

```
## variog: computing omnidirectional variogram
```

```
parana.v.env <- variog.mc.env(parana, obj.variog = parana.v)
```

```
## variog.env: generating 99 simulations by permutating data values
```

```
## variog.env: computing the empirical variogram for the 99 simulations
```

```
## variog.env: computing the envelopes
```

```
plot(parana.v, env = parana.v.env)
```

```
parana.v4 <- variog4(parana, max.dist = 300)
```

```
## variog: computing variogram for direction = 0 degrees (0 radians)
```

```
## tolerance angle = 22.5 degrees (0.393 radians)
```

```
## variog: computing variogram for direction = 45 degrees (0.785 radians)
```

```
## tolerance angle = 22.5 degrees (0.393 radians)
```

```
## variog: computing variogram for direction = 90 degrees (1.571 radians)
```

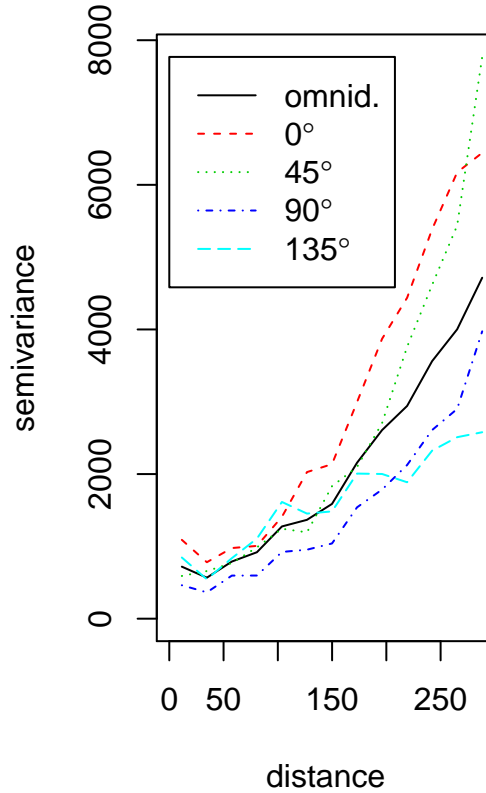
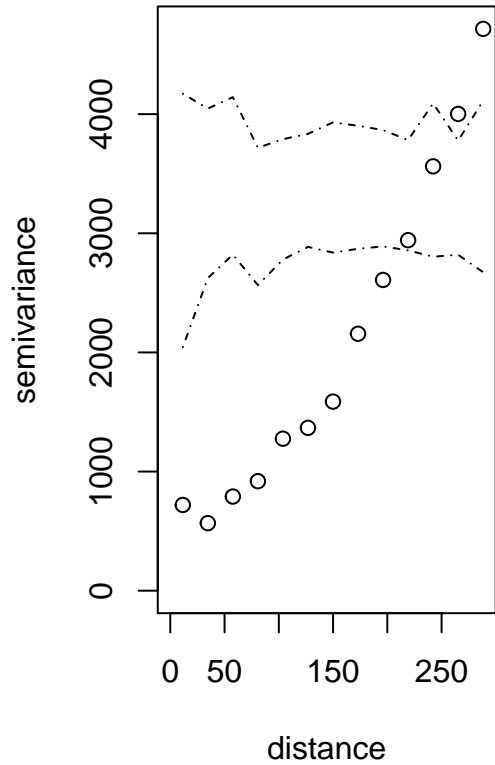
```
## tolerance angle = 22.5 degrees (0.393 radians)
```

```
## variog: computing variogram for direction = 135 degrees (2.356 radians)
```

```
## tolerance angle = 22.5 degrees (0.393 radians)
```

```
## variog: computing omnidirectional variogram
```

```
plot(parana.v4, env = parana.v.env, omni = TRUE)
```



Parameter Estimation

```
# with linear trend
parana.vtfit.exp <- variofit(parana.variot)

## variofit: covariance model used is matern
## variofit: weights used: npairs
## variofit: minimisation function used: optim

## Warning in variofit(parana.variot): initial values not provided - running the
## default search

## variofit: searching for best initial value ... selected values:
##           sigmasq  phi      tausq  kappa
## initial.value "1311.47" "230.66" "327.87" "0.5"
## status        "est"   "est"   "est"   "fix"
## loss value: 33524269.3444707

parana.vtfit.mat1.5 <- variofit(parana.variot, kappa = 1.5)

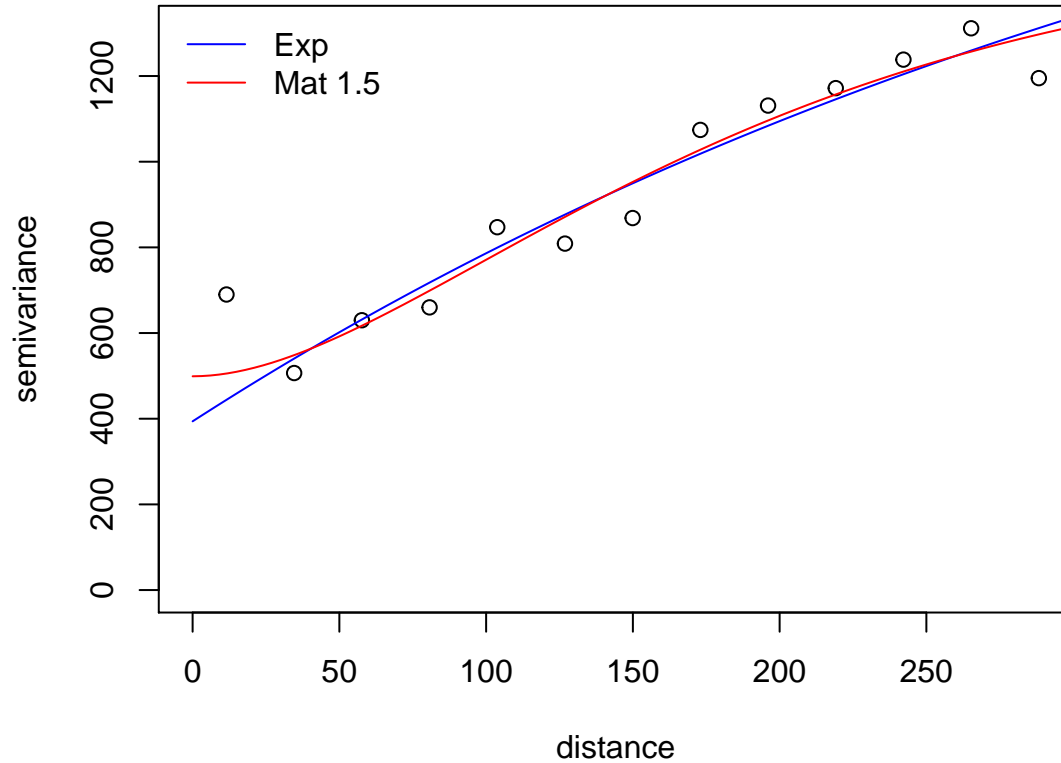
## variofit: covariance model used is matern
## variofit: weights used: npairs
## variofit: minimisation function used: optim

## Warning in variofit(parana.variot, kappa = 1.5): initial values not provided -
## running the default search

## variofit: searching for best initial value ... selected values:
##           sigmasq  phi      tausq  kappa
## initial.value "983.6" "138.39" "655.73" "1.5"
## status        "est"   "est"   "est"   "fix"
```

```
## loss value: 43717205.8946468
```

```
plot(parana.variot)
lines(parana.vtfit.exp, col = "blue"); lines(parana.vtfit.mat1.5, col = 2)
legend("topleft", legend = c("Exp", "Mat 1.5"), col = c("blue", "red"),
      lty = 1, bty = "n")
```



MLE

```
(parana.ml0 <- likfit(parana, ini = c(4500, 50), nug = 500))
```

```
## -----
## likfit: likelihood maximisation using the function optim.
## likfit: Use control() to pass additional
##       arguments for the maximisation function.
##       For further details see documentation for optim.
## likfit: It is highly advisable to run this function several
##       times with different initial values for the parameters.
## likfit: WARNING: This step can be time demanding!
## -----
## likfit: end of numerical maximisation.

## likfit: estimated model parameters:
##   beta   tausq  sigmasq   phi
## " 243.4" " 358.5" "9594.1" "1658.6"
## Practical Range with cor=0.05 for asymptotic range: 4968.772
##
## likfit: maximised log-likelihood = -671.6
```

```
(parana.ml1 <- likfit(parana, trend = "1st", ini = c(1000, 50), nug = 100))
```

```

## -----
## likfit: likelihood maximisation using the function optim.
## likfit: Use control() to pass additional
##       arguments for the maximisation function.
##       For further details see documentation for optim.
## likfit: It is highly advisable to run this function several
##       times with different initial values for the parameters.
## likfit: WARNING: This step can be time demanding!
## -----
## likfit: end of numerical maximisation.

## likfit: estimated model parameters:
##       beta0      beta1      beta2      tausq      sigmasq      phi
## "416.4984" " -0.1375" " -0.3997" "385.5180" "785.6904" "184.3863"
## Practical Range with cor=0.05 for asymptotic range: 552.3719
##
## likfit: maximised log-likelihood = -663.9
(parana.ml2 <- likfit(parana, trend = "2nd", ini = c(1000, 50), nug = 100))

## -----
## likfit: likelihood maximisation using the function optim.
## likfit: Use control() to pass additional
##       arguments for the maximisation function.
##       For further details see documentation for optim.
## likfit: It is highly advisable to run this function several
##       times with different initial values for the parameters.
## likfit: WARNING: This step can be time demanding!
## -----
## likfit: end of numerical maximisation.

## likfit: estimated model parameters:
##       beta0      beta1      beta2      beta3      beta4      beta5      tausq
## "423.9282" "  0.0620" " -0.6360" " -0.0004" "  0.0000" "  0.0006" "381.2267"
##       sigmasq      phi
## "372.5993" " 77.5441"
## Practical Range with cor=0.05 for asymptotic range: 232.3013
##
## likfit: maximised log-likelihood = -660.2

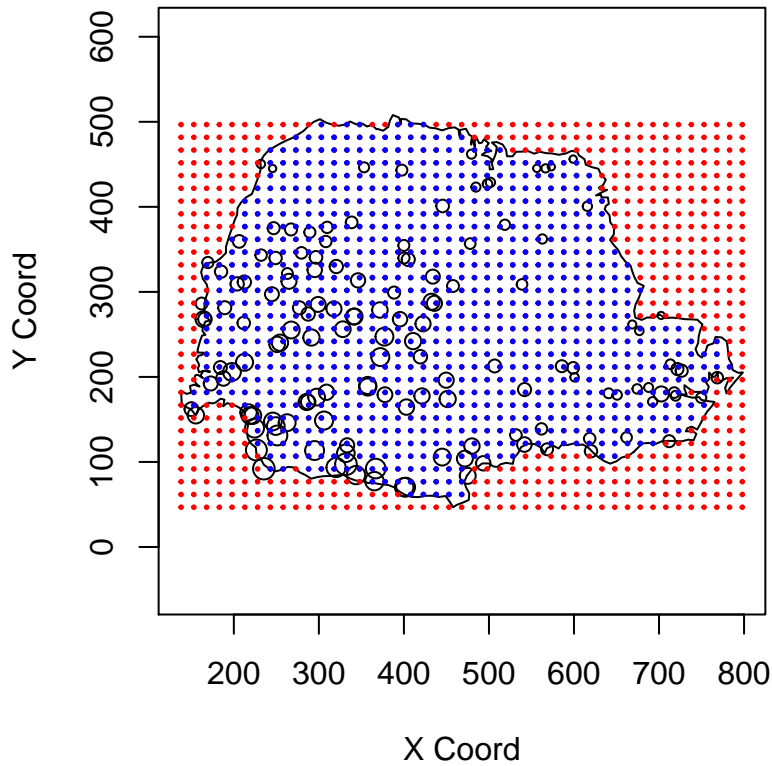
```

Spatial Prediction

```

parana.gr <- pred_grid(parana$borders, by = 15); points(parana)
points(parana.gr, pch = 19, col = 2, cex = 0.25)
parana.gr0 <- locations.inside(parana.gr, parana$borders)
points(parana.gr0, pch = 19, col = 4, cex = 0.25)

```

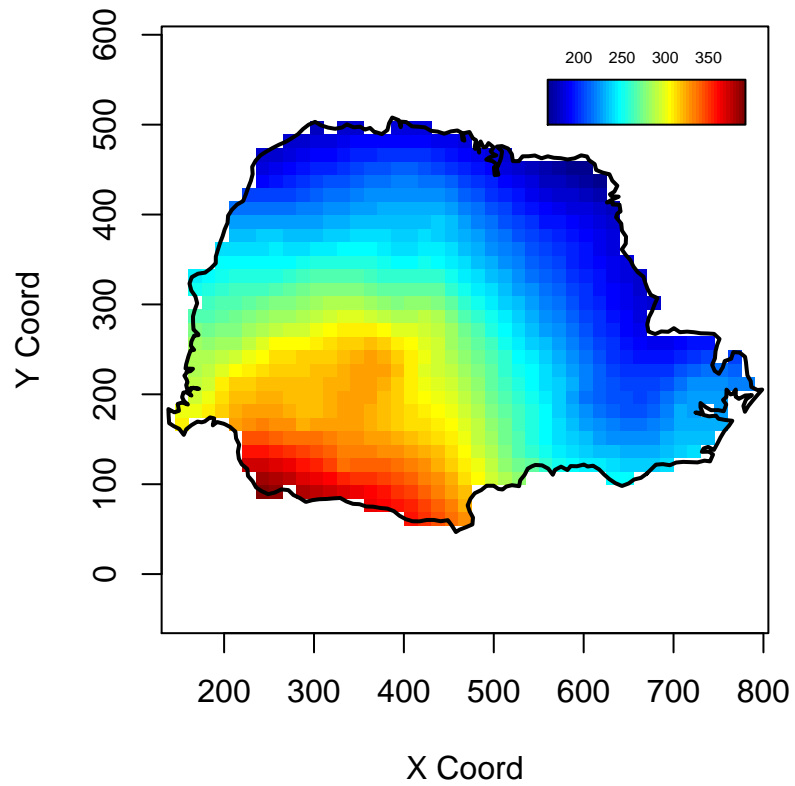



```
KC <- krige.control(obj.m = parana.ml1, trend.d = "1st", trend.l = "1st")
OC <- output.control(simulations = TRUE, n.pred = 1000,
                    quantile = c(0.10, 0.25, 0.5, 0.75, 0.90), threshold = 350)
parana.kc <- krige.conv(parana, loc = parana.gr, krige = KC, output = OC)
```

```
## krige.conv: results will be returned only for prediction locations inside the borders
## krige.conv: model with mean given by a 1st order polynomial on the coordinates
## krige.conv: sampling from the predictive distribution (conditional simulations)
## krige.conv: Kriging performed using global neighbourhood
```

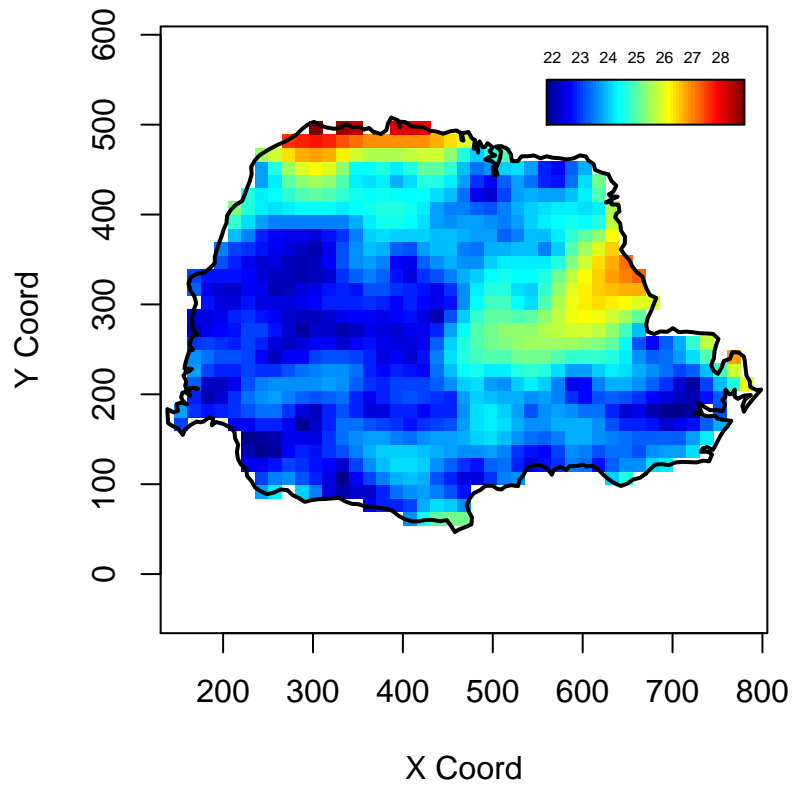
```
## Spatial prediction and prediction uncertainty
image(parana.kc, col = tim.colors(), x.legend = c(560, 780),
      y.legend = c(500, 550), cex = 0.5, main = "Prediction")
```

Prediction



```
image(parana.kc, val = sqrt(parana.kc$krige.var), col = tim.colors(),  
      x.leg = c(560, 780), y.leg = c(500, 550), cex = 0.5, main = "Uncertainty")
```

Uncertainty



Conditional Simulations

```
for (i in 1:4){  
  image(parana.kc, val = parana.kc$simulation[, i], col = tim.colors(),  
        x.leg = c(560, 780), y.leg = c(500, 550), cex = 0.35,  
        main = "")  
}
```

